

1884.

Illustrated Supplement Catalogue.

CHAMPION IRON FENCE CO.

KENTON, OHIO,

MANUFACTURERS OF

Wrought-Iron Fences for Court-Houses, Public Buildings, Private Residences, etc. Cemetery Lot Enclosures, painted or galvanized. Balcony Railing, Iron Stairs and Piazzas, Iron Flower Vases, Settees, Chairs, etc. Stable Fixtures, Weather Vanes, Tower Ornaments, Finials and Cresting of cast and malleable iron, and all kinds of Builders' Iron Work.

ESTIMATES ON ANY KIND OF IRON WORK FURNISHED ON APPLICATION

TO THE TRADE.

IN issuing this Supplemental Catalogue, we have only shown a few New and Original Designs of the great variety of **IRON WORK** manufactured by us. We would call your especial attention to our increased facilities during the past season, which enable us to furnish all kinds of **ORNAMENTAL IRON WORK** as per our own designs, or to special drawings, at lower prices than heretofore, and guarantee first-class work. We make a specialty of Iron Stairways, Stable Fixtures, Flower Vases, Park Settees, Weather Vanes, and Malleable Cresting, of which we are the sole makers, and can furnish at *once* at about the same prices as other manufacturers charge for Cast-Iron Cresting, which is easily broken. We guarantee our Malleable Cresting from breakage.

Soliciting your future patronage, we remain, yours respectfully,

CHAMPION IRON FENCE COMPANY.




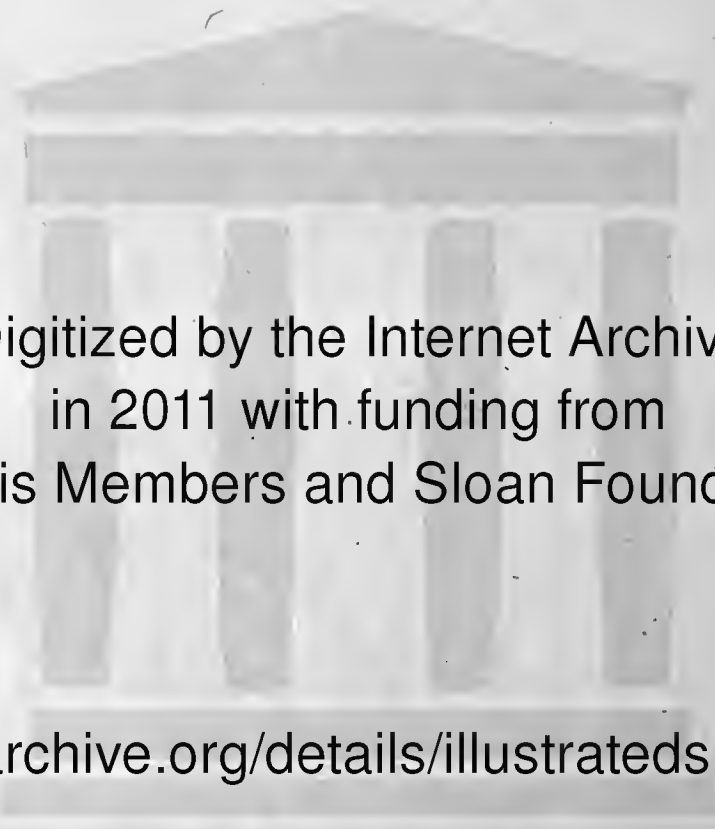
SCALE, $\frac{3}{4}$ INCH TO 1 FOOT.

Ornamental Standards and Arch.

LETTERS IN ARCH, 6 IN. HIGH.


This Ornamental Arch is designed for Cemetery or Park Entrances, and will be lettered as desired. It is a new design, very pretty and substantial. The wrought-iron shaft runs through the post, and is fastened inside of post with a nut. The ornamentation is malleable iron. Any other style of gates may be used with this arch.






Digitized by the Internet Archive
in 2011 with funding from
Lyrisis Members and Sloan Foundation

<http://www.archive.org/details/illustratedsuppl00cham>



Double Drive Gate, No. 100. Scale, $\frac{3}{4}$ in. to 1 ft.


These gates are made of wrought-iron tubing, are very substantial and have a massive appearance. Frame is $1\frac{1}{2}$ in. outside measure, vertical and diagonal bars, 1 1-16 in. outside. Gate 5 ft. high, and 9 ft. 4 in. opening. Can be made any height or opening, and used with any of our large posts.



Double Walk Gate, No. 150. Scale $\frac{3}{4}$ in. to 1 ft.

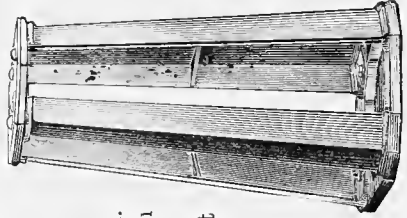
Can be made for double drive gates also.

Frame and diagonal bars made of pipe 1 5-16 in. outside; vertical bars $\frac{1}{2}$ in. round iron. Gates 4 ft. high, and 6 ft. 2 in. opening. Can be made any height or opening, and used with any of our large posts.




No. 77. $\frac{3}{4}$ in. Square Pickets, stand 4 ft. high.

No. 78. $\frac{1}{2}$ in. Square Pickets, stand 4 ft. high.



With No. 77 fence our 10 in., and with No 78 our 18 in. octagon posts are included as per our rule. We furnish with these posts new style of base, very large and heavy.


These fences are especially adapted for enclosing Court Houses, or large Public Buildings.



No. 79. Cast Iron Railing with No. 68 Post.

This is a very pretty railing for top of a Coping or Veranda, and can be used without any large posts at corners. The actual height of railing

is 1 ft. 7 in. and if set 2 in. from Coping, would stand 1 ft. 9 in. high. The horizontal rails are wrought iron, $\frac{3}{4}$ in. by $\frac{5}{8}$ in.




No. 68. Gas Pipe Railing.

A very neat enclosure for Cemetery Lots, on a coping, or as a fence for a dwelling house. Posts are 6 in. square at base and $17\frac{1}{4}$ in. high, to centre of upper rail,




No. 69. Square Bar Railing.

A substantial and neat Railing for any purpose. Rails one inch square iron, Post 22 inches high to centre of upper rail and $2\frac{1}{2}$ inches square at base. If posts are set about 4 to 5 feet apart, it improves the appearance very much, but they can be put further apart if desired.



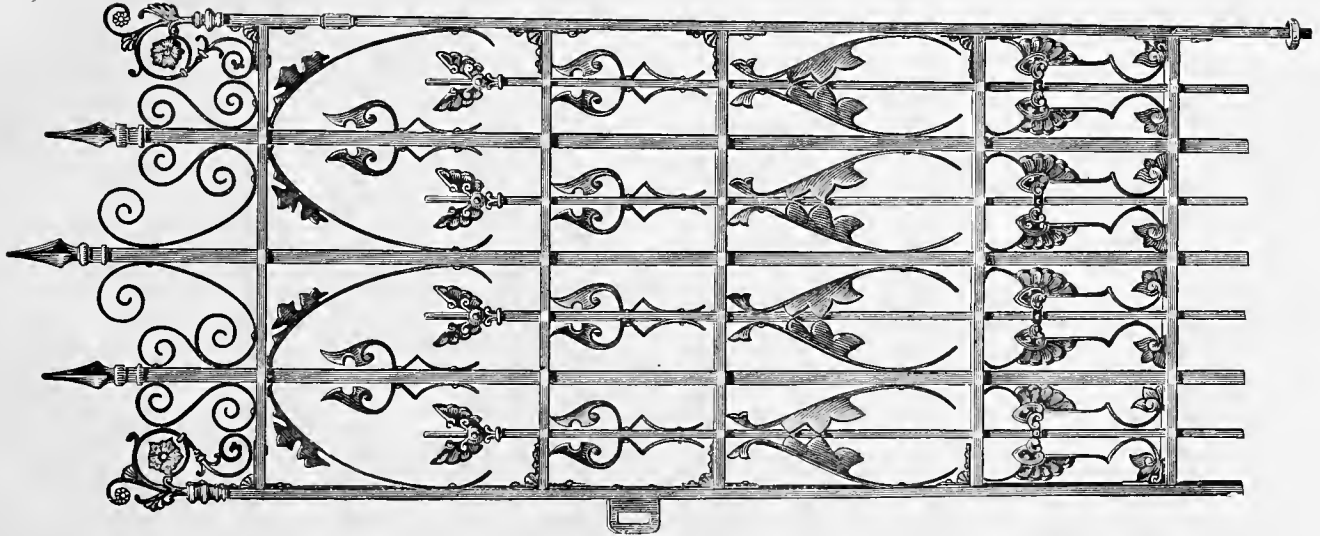
No. D. Veranda Balustrade Railing.

This balustrade railing is used for stairways or piazzas, and makes a very fine office railing; it has a smooth hand-rail on top, and balustrade can be used without the bottom rail, and simply screw balustrades to the floor, by making flanges larger.



No. C. Veranda Balustrade Railing.

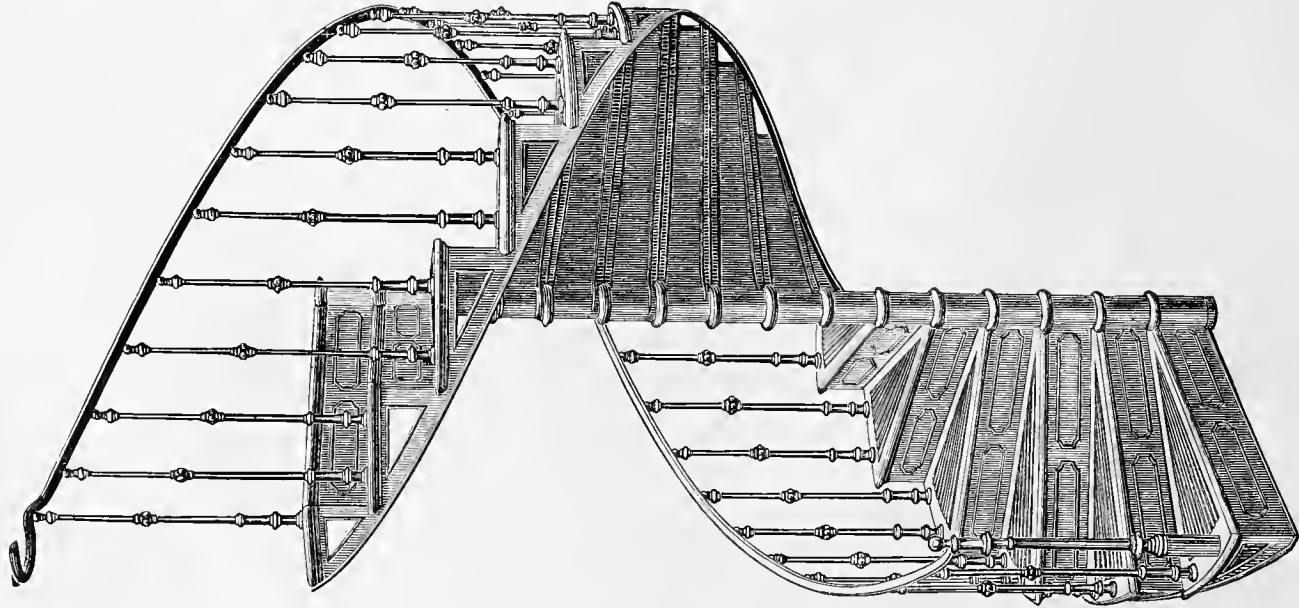
The balustrades are $\frac{1}{2}$ inch wrought round iron, and the ornaments are cast on the rods. It makes a very neat and strong railing for stairs, verandas, or offices. Can be used without the bottom rail, and simply screw balustrades to the floor, by making flanges larger.



Wrought and Malleable Iron Vault Gate.


Give size of opening and send for estimates.

We also make Vault Gates to Special Drawings.



Spiral Stairs.

With No. C Balustrade Railing, made any size, Right or Left. Give size wanted and send for estimates. We have special facilities for making Stair Work at lower prices than any other manufacturer.



Hat-Rack and Umbrella-Stand.


Nicely painted and gold bronzed mirror in the upper part, and removable receptacle, for drippings.




No. 7. CAST-IRON POST, $4\frac{1}{2}$ inches square at base, made to go into ground. This is a very pretty post for light fences.




This Cut shows our Punch Fence Line Post with malleable base set on stone coping or blocks. Only one bolt is used for fastening post and brace to the stone.



This is a new design of a Column, and is made of wrought-iron pipe $4\frac{1}{2}$ in. outside diameter, which extends from the roof to the floor, and the entire weight will be on the wrought column. The pedestal is $10\frac{1}{2}$ inches square at base, and 2 ft. 8 in. high. The cap is ornamented with leaves to show the same from four sides. We also have ornamental corner brackets of a new and very pretty design. Will send illustrations and prices of veranda columns and iron verandas upon application, as we will make a specialty of this class of work.



Park Settee, with Wood Slats. Made with two or three legs—or any length.
We offer special inducements and very low prices for Park Settees in large lots. Correspondence solicited.



No. 1. Flower Vase and Pedestal.

Height of Vase and Pedestal, 43 inches.


Height of Vase only $21\frac{1}{2}$ inches.

Diameter of Vase and Handles, 36 inches.

Diameter of Vase only 27 inches.

Pedestal $21\frac{1}{2}$ inches high x $17\frac{1}{2}$ inches square at base.


One of the finest Vases made for the price.



Height of VASE AND PEDestal, 27 inches.
 " " " only, - - 11½ "
 Diameter of " - - - 17½ "
 Pedestal 15½ inches high, by 11 inches square at base.



JOCKEY HITCHING POST painted fancy in natural colors. Height with base 50 inches, base 8 inches high, by 14 inches square. A very fine ornament in front of a residence.

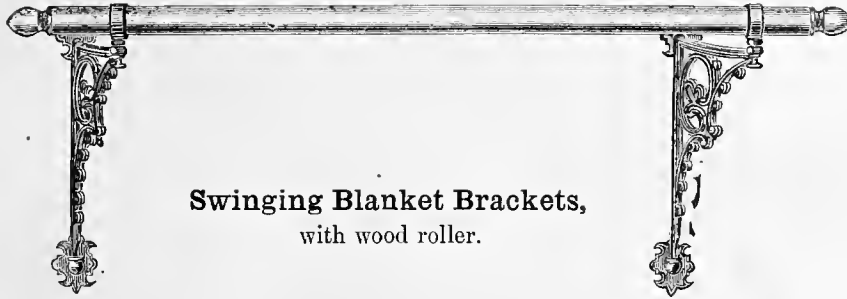


Cast-iron Stall Guard, No. 1.

Made three different sizes; also, Stall Post with negro head and lion head tie ring.
Wood roller. Iron capping to go on top of stall, and under stall guard.



Negro Head
to screw to wood post.



Swinging Blanket Brackets,
with wood roller.



Harness Washing
Bracket.



COLLAR BRACKET.




BRIDLE BRACKET.




SADDLE BRACKET.




LION HEAD to screw to wood post.



No. 7. Weather Vane.
6 ft. high. (Scale, 1 in. to 1 ft)




No. 9. Tower Finial.
5 ft. 6 in. high. (Scale, 1 in. to 1 ft.) The lower cap ornament can be made to fit a square tower if wanted.



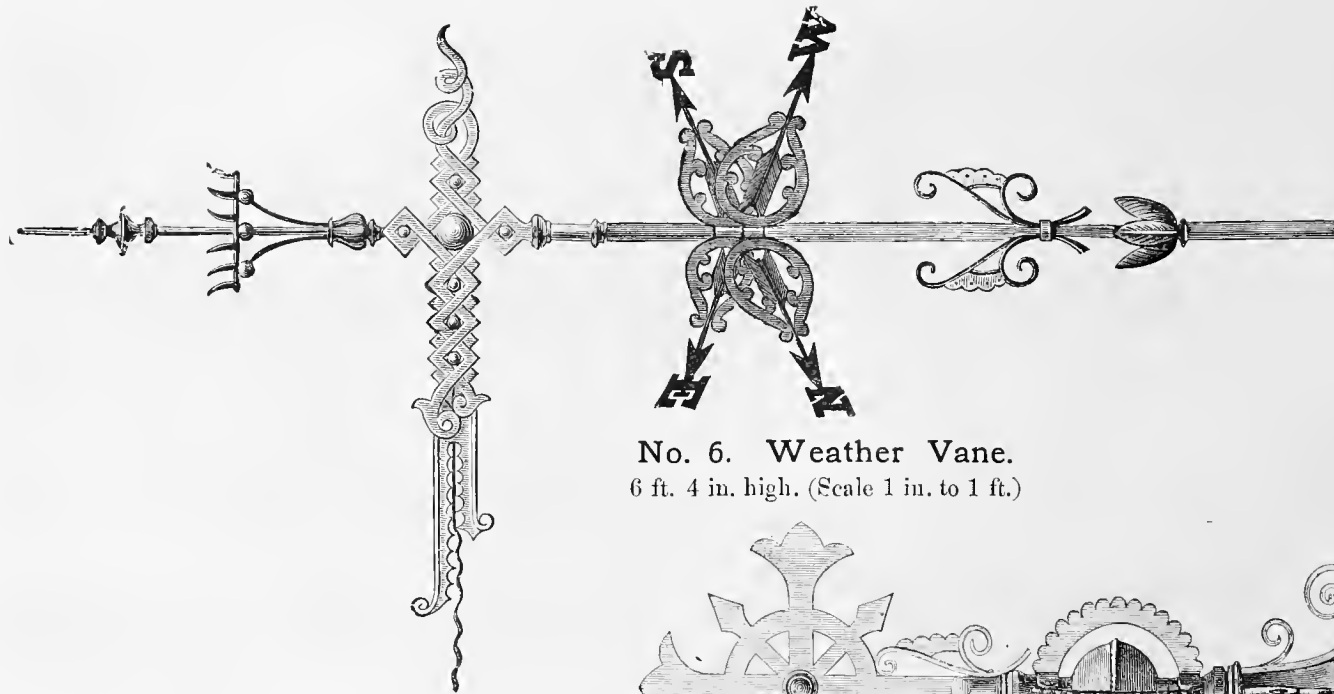
No. 5. Weather Vane.

6 feet 4 inches high. (Scale 1 inch to 1 foot.)




No. 8. Tower Finial.


6 feet 4 inches high. (Scale 1 inch to 1 foot.)



No. 6. Weather Vane.
6 ft. 4 in. high. (Scale 1 in. to 1 ft.)




No. 10. Ornamental Cross.
4 ft. 9 in. high. (Scale 1 in. to 1 ft.) The Tower Cap Ornament can be made to fit a square tower if wanted.



Illuminating Sidewalk Lights.

Please send size and for what purpose to be used, and we will give special prices.





We desire to call the attention of Architects, Engineers, Builders, Masons, Machinists, Railing Manufacturers, and all others whose business requires the use of great strength, security, and easy application, to the

ROMAINE EXPANDING CASE BOLTS.

By reference to the explanations and the cuts, it will be seen that their greatest use is in places where it is not desirable or practicable to drill through the material to which the fastenings are to be made, and for such cases there is no better method of doing the work.

It is an improvement on all other kinds of known fastening. The facility with which they are put in and tightened will be found to make the completed work *cost less* than the old imperfect fastenings.

All that is required is a hole (not larger at the bottom than the top), of sufficient size and depth to insert the bolt with the nut and cases; then by turning the head, as with a large screw or common wood screw, the malleable iron nut is DRAWN TOWARDS the head of the bolt, thus OPENING THE CASE and causing them to bind in the strongest manner.

It will be readily seen that any strain on the bolt only tends to expand the cases more, and the *greater the tension*, the firmer the bolt will hold.

This bolt has, also, the very great advantage over every other fastening that it can be removed with as much ease and facility as applied, and without injury either to the article fastened, that to which it was fixed, or the bolt itself.

For fastening down engine beds to masonry or solid rock, bridge work, iron window and door frames, cornices, elevator tracks in buildings, railings, signs of all kinds to stone fronts, etc., nothing can be found to equal it. The size of a bolt is always understood to be the diameter of the iron of which it is made, *not* of the nut and cases.

The cases and nuts are of an extra quality of Malleable Iron, and measure, when together, as follows:—

Size of Bolt,	$\frac{5}{16}$	$\frac{3}{8}$	$\frac{1}{2}$	$\frac{5}{8}$	$\frac{3}{4}$	$\frac{7}{8}$	1
Outside Diameter of Nuts and Cases,	$\frac{7}{16}$	$\frac{11}{16}$	$\frac{13}{16}$	1	$1\frac{1}{8}$	$1\frac{3}{16}$	$1\frac{5}{16}$
Length of Nut and Cases together,	$1\frac{1}{2}$	$1\frac{7}{8}$ $2\frac{7}{8}$ $3\frac{7}{8}$ & $4\frac{1}{2}$	$1\frac{3}{8}$ & 4	4	$3\frac{3}{4}$ & 6	$3\frac{3}{4}$	$3\frac{5}{8}$

Other dimensions made to order. Square-head bolts measure from *under the head*. Countersunk-heads *measure whole length*.

The hole in stone or brick must be large enough to allow the fitting to go entirely in easily. For instance, for $\frac{1}{2}$ inch bolts of above sizes, the hole in the wall should be full $\frac{11}{16}$ inch diameter; for $\frac{3}{4}$ inch bolt, it should be $1\frac{1}{8}$ inch diameter. Holes need not be exact, if an eighth inch larger will do as well.


STEWARD & ROMAINE MANUF'G CO., LIMITED,
217 North 10th Street,

PHILADELPHIA, PA.

Capital Stock, \$20,000, in 4000 Shares, at \$5 non-assessable.

OWNERS OF PATENTS, AND SOLE MANUFACTURERS OF THE

ROMAINE PATENT EXPANDING CASE BOLTS.



CATALOGUE AND ALL INFORMATION FURNISHED ON APPLICATIONS, WITH SAMPLE BOLT.

CHAMPION IRON FENCE COMPANY,
KENTON, OHIO.

AGENTS FOR THE STATE OF OHIO.

All kinds of Artistic Iron Work made to Special Drawings.



Double Walk Gates.